

TV Instructions



1. Turn on TV




2. Press source button




3. Using the outer arrows Highlight Fire TV Stick(as Above) then use the centre Button in the arrows to select




4. You will see this screen




5. Using this remote, the circular area of the remote (outer for Up, down, left right) and Inner for select



6. Select Britstream.eu



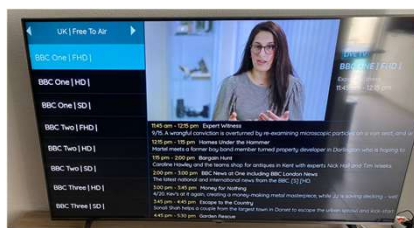
7. Again, Using the circular area Of the remote (outer for Up, down, left right) and Inner for select



8. You will want to select "Live TV"



9. Using the cursor again select the genre on the left hand side, the right will then give you a list of channels, using the circular area select the channel and press centre to select



10. The image of the programme will appear on the right hand side like this. To make this to the entire screen, just press the programme (to the left) again.



11. You will then see the programme on the full screen



12. To go back to the programme list, press the back button then repeat

13. You also have the options of movies and series. To go back to number 9 you need to press the back button until you reach that screen then using the cursor select movies or series and follow same procedure at 10 onwards. If you scroll down further on Number 10, you Will see a selection in different languages.