

# TV Instructions



Turn on TV using Longer remote, (red Button)



This screen will then appear Don't do anything it will Automatically switch to the Following screen



This screen will appear



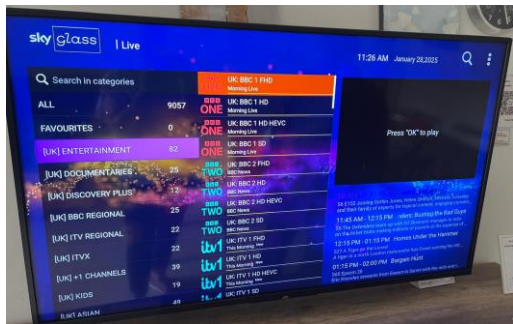
Using the outer part of the circle on this remote to navigate go to this app



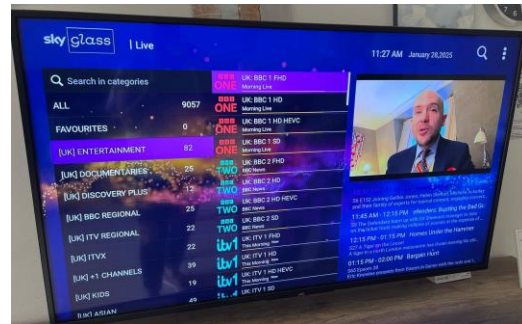
Then press the middle of the circle to select it



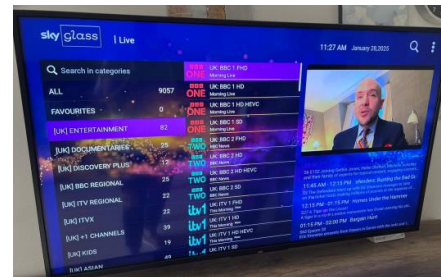
This screen will then appear again using the outer circle of the remote to navigate, Highlight LIVE TV and press middle of the circle to select



You will then see this screen




Using the outer circle again select the genre on the left hand side, the middle will then give you a list of channels, using the circular area select the channel and press centre to select



The image of the programme will appear on the right hand side like this. To make this to the entire screen, just press the programme (in the centre) again.



You will then see the programme on the full screen



To go back to the programme list, press the back button then repeat

You also have the options of movies and series. To go back to number 9 you need to press the back button until you reach that screen then using the cursor select movies or series and follow same procedure at 10 onwards. If you scroll down further in genres, you Will see a selection in different languages.